

# Comune di Civitella Paganico

## PIANO STRUTTURALE


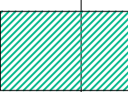



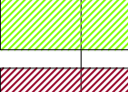
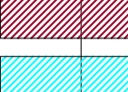


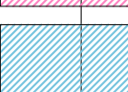
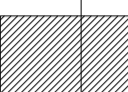

L.R. 1/2005

Redattore:  
Arch. Giancarlo Tesci  
Agente:  
Dott. Giuseppe Monaci  
Collaboratore:  
Dott. Massimo Marrocchesi

Versione:  
**9.1.1**  
Oggetto:  
**Uso del suolo agricolo**

Scala:  
1/10000

Sezione alta:  a

-  Bosco di latifoglie
-  Arboricoltura da legno
-  Cespugliato
-  Frutteto
-  Incolto
-  Oliveto
-  Orti
-  Bosco di conifere
-  Seminativo
-  Seminativo consociato
-  Specchi d'acqua
-  Vigneti

